


































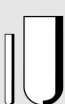




Rotori Centrifughe da banco Hettich ROTOFIX 32 A

 <p>Swing-out rotor, 8-place \sphericalangle 90° n = 4,000 min⁻¹ max. RCF 2,415 Cat. No. 1611</p>	 5-15 ml	 1.6-10 ml	 2.6-8.5 ml							
 <p>Angle rotor, 12-place \sphericalangle 35° n = 6,000 min⁻¹ max. RCF 4,146 Cat. No. 1613</p>	 4-15 ml	 0.5 ml	 1.6-10 ml	 1.1-10 ml		 15 ml				
 <p>Swing-out rotor, 8-place \sphericalangle 45° n = 4,000 min⁻¹ max. RCF 2,469 Cat. No. 1617</p>					 15 / 50 ml					
 <p>Swing-out rotor, 6-place \sphericalangle 90° n = 4,000 min⁻¹ max. RCF 2,701 Cat. No. 1619</p>					 15 / 50 ml					
 <p>Angle rotor, 6-place \sphericalangle 35° n = 6,000 min⁻¹ max. RCF 4,226 Cat. No. 1620A</p>	 max. 5 ml	 3-94 ml	 0.5 ml	 8.5-10 ml	 7.5-10 ml	 15 / 50 ml	 10-85 ml			
 <p>Swing-out rotor, 4-place \sphericalangle 90° n = 4,000 min⁻¹ max. RCF 2,665 Cat. No. 1624</p>	 max. 5 ml	 1-100 ml	 0.5 ml	 1.6-10 ml	 1.1-10 ml	 15-50 ml	 12-50 ml	 10-85 ml	 30 ml	 Cyto
 <p>Cyto rotor, 6-place n = 4,000 min⁻¹ max. RCF 2,039 Cat. No. 1626</p>	Detailed information on our comprehensive range of cyto accessories is provided in a separate brochure. We will be pleased to send one to you on request.									
 <p>Swing-out rotor, 12-place \sphericalangle 55°-80° n = 4,000 min⁻¹ max. RCF 2,683 Cat. No. 1628</p>	 5-15 ml	 1.6-10 ml	 2.6-8.5 ml							